

## Section 13. API 6A Drilling Manifolds

Forum supply Choke & Kill, Mud Standpipe, Cement and Mud Pump Room Manifolds designed and supplied in accordance with the following specifications, where applicable, or to meet client requirements, and are supplied fully certified by independent third party authorities.

<b>API 6A</b>	Specification for Wellhead and Christmas Tree Equipment
<b>API 16C</b>	Specification for Choke & Kill Systems
<b>API RP53</b>	Recommended Practice for Blow Out Prevention Systems for Drilling Wells
<b>NPD/NMD</b>	Norwegian Petroleum Directorate / Norwegian Maritime Directorate
<b>NACE MR-01-75</b>	Sulphide Stress Cracking Resistant Metallic Materials for Oilfield Equipment
<b>NoRSoK</b>	Norwegian Offshore Sector

Drilling Manifolds are available for use in the following pressure ratings and services:-

PRESSURE & TEMPERATURE RATINGS					
<b>MAX. WORKING PRESSURE</b>	<b>5,000 PSI</b>	<b>7,500PSI</b>	<b>10,000PSI</b>	<b>15,000PSI</b>	<b>20,000PSI</b>
TEST PRESSURE	7,500PSI	11,250PSI	15,000PSI	22,500PSI	30,000PSI
PRODUCT SPECIFICATION LEVELS	1,2,3 & 4	1,2,3 & 4	1,2,3 & 4	1,2,3 & 4	1,2,3 & 4
PRODUCT RATING	1 & 2	1 & 2	1 & 2	1 & 2	1 & 2
API TEMPERATURE RATING	K (-60 DEG C) TO Y (+345 DEG C)	K (-60 DEG C) TO Y (+345 DEG C)	K (-60 DEG C) TO Y (+345 DEG C)	K (-60 DEG C) TO Y (+345 DEG C)	K (-60 DEG C) TO Y (+345 DEG C)

MATERIAL REQUIREMENTS		
MATERIAL CLASS	BoDY, BoNNET, END AND oUTLET CoNNECTIoNS	PRESSURE CoNTRoLLING PARTS E.G. STEMS
AA - GENERAL SERVICE	CARBON OR LOW ALLOY STEEL	CARBON OR LOW ALLOY STEEL
BB - GENERAL SERVICE	CARBON OR LOW ALLOY STEEL	STAINLESS STEEL
DD - SOUR SERVICE**	CARBON OR LOW ALLOY STEEL*	CARBON OR LOW ALLOY STEEL*
EE - SOUR SERVICE**	CARBON OR LOW ALLOY STEEL*	STAINLESS STEEL*

\*\*As defined in NACE MR-01-75 \*In accordance with NACE MR-01-75

GENERAL NOTE: Please contact GonPetro for any special material or dimensional requirements.  
 Max.working pressures stated are suitable for temperatures up to 121°C.  
 De-rating of max.working pressure will occur as the operating temperature increases above 121°C. Consult GonPetro for further details.

## Section 13. API 6A Drilling Manifolds


### Diagram 13.1 Choke & Kill Manifold



<b>PRoJECT</b>	OSEBERG SØR
<b>EQUIPMENT</b>	CHOKE & KILL MANIFOLD
<b>PRESSURE RATING</b>	5,000 PSI
<b>DESIGN CoDES</b>	API 6A, API 16C, NORSOK, NPD

### Diagram 13.2 Choke & Kill Manifold

<b>PRoJECT</b>	SNORRE B
<b>EQUIPMENT</b>	CHOKE & KILL MANIFOLD
<b>PRESSURE RATING</b>	5,000 PSI
<b>DESIGN CoDES</b>	API 6A, API 16C, NORSOK, NPD




### Diagram 13.3 Choke & Kill Manifold



<b>PRoJECT</b>	JOTUN
<b>EQUIPMENT</b>	CHOKE & KILL MANIFOLD
<b>PRESSURE RATING</b>	5,000 PSI
<b>DESIGN CoDES</b>	API 6A, API 16C, NORSOK, NPD


### Diagram 13.4 Choke & Kill Manifold

<b>PRoJECT</b>	NAVIS EXPLORER 1
<b>EQUIPMENT</b>	CHOKE & KILL MANIFOLD
<b>PRESSURE RATING</b>	15,000 PSI
<b>DESIGN CoDES</b>	API 6A, API 16C, NPD




## Section 13. API 6A Drilling Manifolds

### Diagram 13.5 Mud Pump Room Assemblies



<b>PROJECT</b>	VISUND
<b>EQUIPMENT</b>	MUD PUMP ROOM MANIFOLD
<b>PRESSURE RATING</b>	7,500 PSI
<b>DESIGN CoDES</b>	API 6A, NORSOK, NPD

### Diagram 13.6 Standpipe Manifold




<b>PROJECT</b>	SNORRE B
<b>EQUIPMENT</b>	STANDPIPE MANIFOLD
<b>PRESSURE RATING</b>	7,500 PSI
<b>DESIGN CoDES</b>	API 6A, NORSOK, NPD

### Diagram 13.7 Standpipe Manifold



<b>PROJECT</b>	DRILLING RIG Az5870
<b>EQUIPMENT</b>	STANDPIPE MANIFOLD
<b>PRESSURE RATING</b>	7,500 PSI
<b>DESIGN CODES</b>	API 6A

### Diagram 13.8 Standpipe Manifold



<b>PROJECT</b>	OSEBERG SØR
<b>EQUIPMENT</b>	STANDPIPE MANIFOLD
<b>PRESSURE RATING</b>	7,500 PSI
<b>DESIGN CODES</b>	API 6A, NORSOK, NPD

## Section 13. API 6A Drilling Manifolds

### Diagram 13.9 Cement Manifold



**PROJECT**  
OSEBERG SØR

**EQUIPMENT**  
CEMENT MANIFOLD

**PRESSURE RATING**  
10,000PSI

**DESIGN CoDES**  
API 6A, NORSOK, NPD

### Diagram 13.10 Cement Manifold



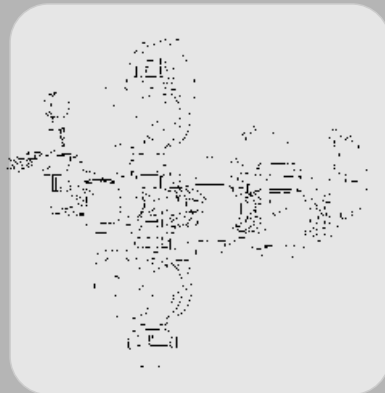
**PROJECT**  
STENA DON

**EQUIPMENT**  
CEMENT MANIFOLD

**PRESSURE RATING**  
15,000 PSI

**DESIGN CoDES**  
API 6A, DNV DRILL 'N'

### Diagram 13.11 Cement Manifold




**PROJECT**  
SNORRE B

**EQUIPMENT**  
CEMENT MANIFOLD

**PRESSURE RATING**  
10,000 PSI

**DESIGN CoDES**  
API 6A, NPD, NORSOK

### Diagram 13.12 Cement Manifold



**PROJECT**  
WEST FUTURE II

**EQUIPMENT**  
CEMENT MANIFOLD

**PRESSURE RATING**  
15,000 PSI

**DESIGN CoDES**  
API 6A, NORSOK, DNV DRILL 'N'